


Pennsylvania



America's Youngest Outcasts: State Report Card on Child Homelessness STATE RANKS (1-50, 1 = best)

For the complete Report Card (including sources), please visit:
www.HomelessChildrenAmerica.org

Number of homeless children (43,103): 44TH

1.54% homeless out of all children

9% homeless among children living in poverty

Who are Pennsylvania's homeless children?



Age:		
	Under 6 years	18,103
	Grades K-8 (enrolled)	19,167
	Grades 9-12 (enrolled)	5,833
	TOTAL	43,103

Race/Ethnicity

*Among children living in poverty. Not available for homeless children.



- White (53%)
- Black (31%)
- Asian (2%)
- Native American (0%)
- Hispanic (14%)



Housing and Income

Minimum wage:\$7.15
Average wage for renters:\$12.73
Hourly wage needed to afford 2-BR apartment:\$14.52



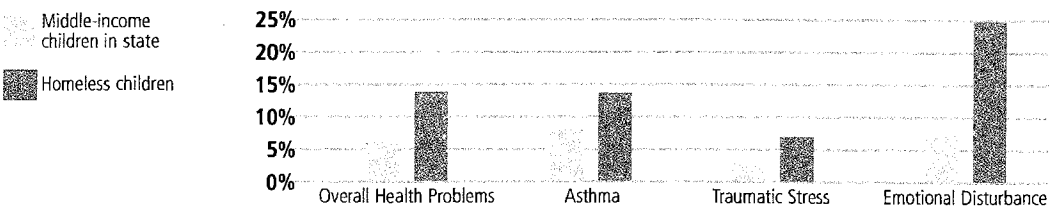
Food Security

1 in 34 children in Pennsylvania do not know where they will get their next meal.



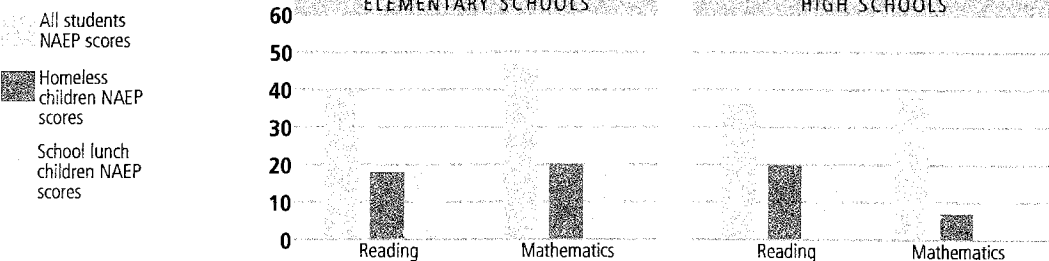
Homelessness and Children's Health

Studies comparing homeless children to those of middle-income families



Educational Achievement

Reading and math proficiency using the Federal NAEP standard



HS Graduation Rate for Homeless Children: <25%

Long-Term Economic Consequences of Not Graduating From High School

In lifetime earnings and contributions to society

Difference in lifetime earnings: HS degree vs. without\$200,000
Net lifetime increased contributions to society with HS degree	... (per student) \$127,000
Number of homeless HS students in Pennsylvania5,833
High school graduation rate for homeless children< 25%



PA loss in lifetime earnings\$900 million
PA loss in contributions to society\$560 million



Policy & Planning: PENNSYLVANIA



Housing Policies

Emergency shelter units for homeless families	1,160
Transitional housing units for homeless families	1,941
Permanent supportive housing units	1,490
Total capacity	4,591

Does Pennsylvania have a State Housing Trust Fund?

Wait List Priorities:	Section 8	Public Housing
Domestic violence	<input checked="" type="checkbox"/> YES	<input checked="" type="checkbox"/> YES
Homelessness	<input checked="" type="checkbox"/> YES	<input checked="" type="checkbox"/> YES

Section 8 wait list: **80%** are extremely low income families
 Public Housing wait list: **79%** are extremely low income families



Income/Wages

At minimum wage a full-time worker earns **49%** of what is needed to afford a 2-BR at FMR.

Per month, **187%** of TANF benefit would need to be spent on rent to afford a 2-BR at FMR.

Does PA have a State Earned Income Tax Credit?
 Is it refundable? N/A

Child Care

Average annual cost for child care (4-year old) ... \$6,800

Families use child care vouchers for:
 Employment: 66%
 Training and education: 4%
 Employment AND training/education: 1%

Does PA prioritize children who are homeless when distributing child care vouchers?



Health Policies

% uninsured children	7.7%
% total Medicaid expenditures spent on children	15.6%
Medicaid eligibility by % of Federal Poverty Level	
Infants	185%
Children ages 1-5	133%
Children ages 6-19	100%



Food Security Policies

% eligible children enrolled in food stamps	57%
% schools with school breakfast program	73.3%
(among schools who provide school lunch)	



State Planning

Does Pennsylvania have an interagency council on homelessness?

What 10-year Planning Efforts Have Taken Place?

In 2005, the Pennsylvania Interagency Council on Homelessness developed the *Agenda for Ending Homelessness in Pennsylvania*. Included in this plan are goals to increase access to supportive services, understand the unique needs of children and youth experiencing homelessness, increase access to employment opportunities and training, and increase access to affordable housing.

State Planning Ranking for Pennsylvania

<input type="checkbox"/>	<input type="checkbox"/>	<input checked="" type="checkbox"/>	<input type="checkbox"/>
EARLY STAGES OF PLANNING	INADEQUATE PLANNING	MODERATE PLANNING	EXTENSIVE PLANNING



Education

Barriers reported by McKinney-Vento subgrantees:

Eligibility	0%	School Selection	75%
Immunizations	37.5%	School Records	62.5%
Other Med. Records	37.5%	Transportation	87.5%
Other Barriers	100%		

Additional funding allocated to schools for education of homeless children (per child): \$58

Dedicated state funding for homeless education?

PENNSYLVANIA'S RANKS	
	RANK
Extent of child homelessness	34
Child well-being	2
Risk for child homelessness	27
State policy and planning	Moderate
Overall Rank	14

*States ranked 1-50 with 1 being best and 50 worst.

